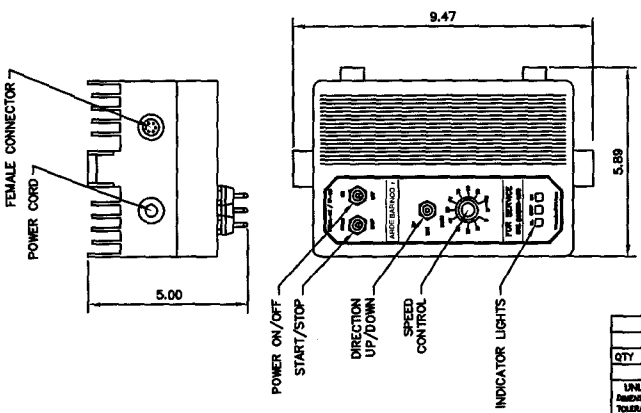
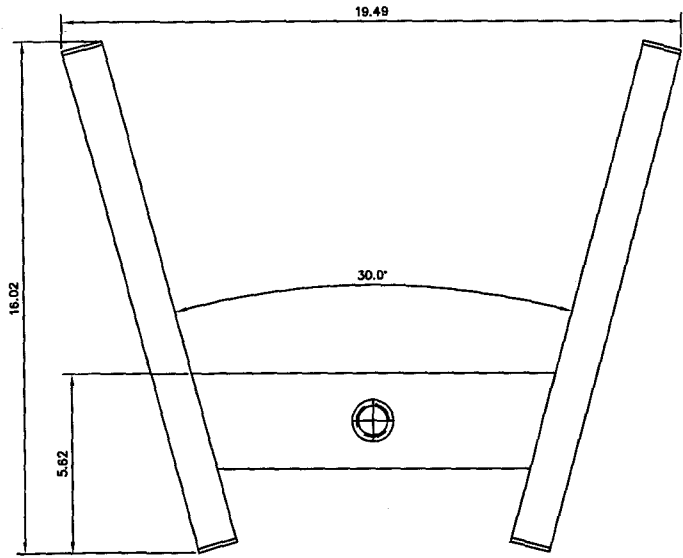
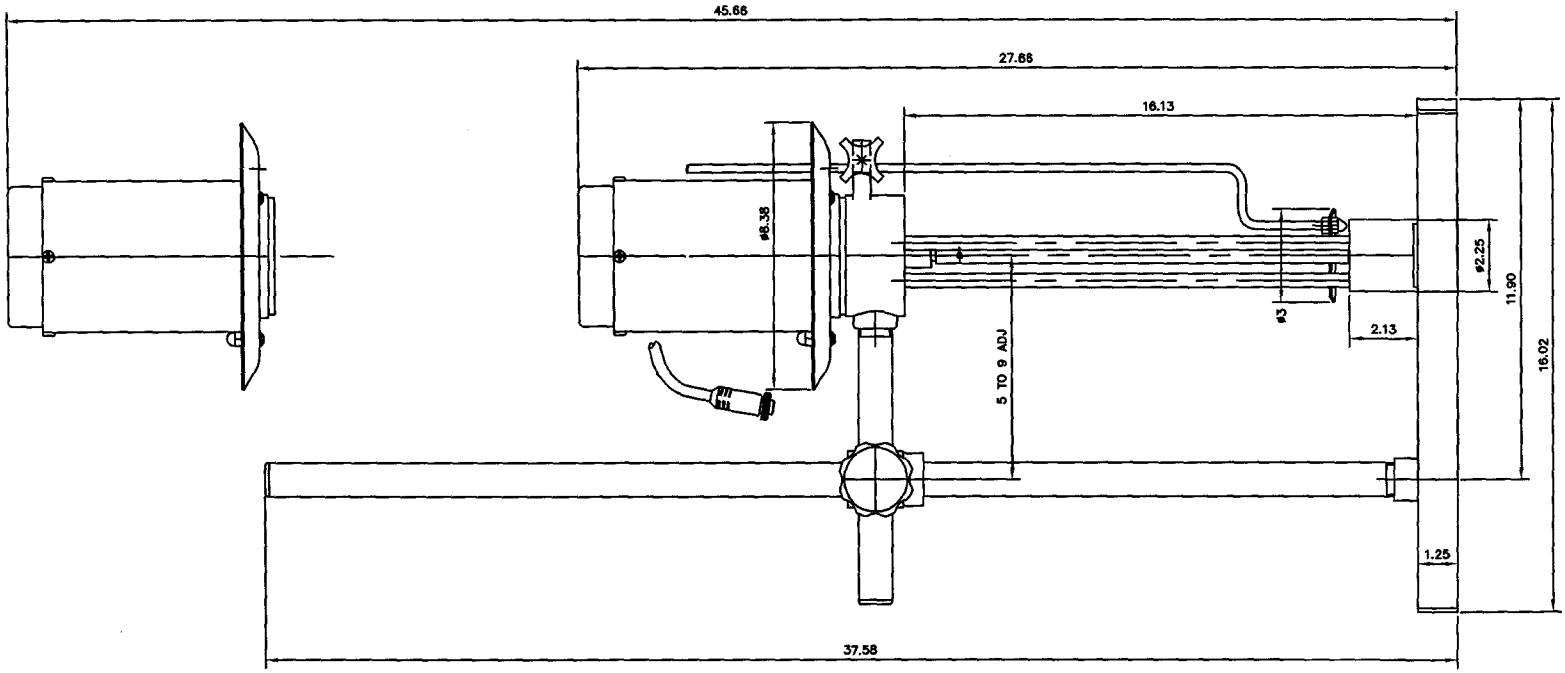


REVISES		DATE	APPROVED
E.O. NO.	SYM ZONE	DESCRIPTION	



MODEL	HP	RPM	ROTOR DIA	TIP SPEED	BATCH SIZE
CJ-4	0.75	10000	1.8	76 FT/SEC	5 GALLONS

QTY	REQD PER DASH NO.	ITEM NO.	CODE IDENT	PART OR IDENTIFYING NO.	NOMENCLATURE OR DESCRIPTION	MATERIAL	SPECIFICATION
PARTS LIST							
UNLESS OTHERWISE SPECIFIED DIMENSIONS ARE IN INCHES TOLERANCES				DRAWN BY M. T. 2/11/09			
.125 IN & OVER .015 .125 TO .030 .005 ANGULAR ± 30° BREAK SHOWN EXCEPT JOCS-JOCS ALL SMALL FILLETS R20-R25				CHECKER			
WELDING PER AWS 1.1-1963 11-35 AND SUPPLEMENT				MGR. ENGR			
TOLERANCES PER ANSI Y14.5M-1986				PROC. ENGR			
WELD SYMBOLS PER AWS A2.4				MFR			
SURFACE FINISH SYMBOLS PER ANSI-S41.1				QUAL. CONTROL			
NEXT ASSEMBLY				SCALE 1/2			
E.W.W.				SHEET 1 OF 1			



CJ-4E  
DIMENSIONAL

SIZE D 05980  
D9040

			1	33		B90216L	STAND-COLLAR		NOT SHOWN
			1	32		B90532A	NAME PLATE		
			1	31	(E)	REF. D9198	VARIABLE SPEED CONTROL BOX		NOT SHOWN
			1	30		B90434M	HI-PERF. ROTOR		OPTIONAL
			1	29		B90183M	THUMB SCREW		NOT SHOWN
			1	28		D90122A	STAND		NOT SHOWN
			1	27		B90123L	SUPPORT-SHAFT		NOT SHOWN
			2	26		B9192F	SCREW CLAMP ASSY (TORQUE KNOB)		NOT SHOWN
			1	25		B90125A	BRACKET-SUPPORT MOTOR		NOT SHOWN
			1	24		B90124L	ARM-SUPPORT		NOT SHOWN
			1	23	(F)	N31CAHM	ACORN NUT		5/16-18UNC
			1	22	(F)	W31LM	LOCK WASHER		5/16"
			1	21		B90128M	WASHER ROTOR		
			1	20		C90213M	SLEEVE		
			1	19		B90168M	ROTOR		
			1	18		B90205M	STATOR UPPER ASSEMBLY		
			1	17		B90096M	BEARING-SLEEVE		
			1	16		B90097JA	RULON BEARING		
			1	15	(F)	N25CAHM	ACORN NUT		1/4-20UNC
			1	14		B90288M	PLATE-BAFFLE		
			1	13	(F)	N25CHJM	JAM NUT		1/4-20UNC
			1	12		B90201M	OUTPUT-SHAFT		
			3	11		B90208M	SUPPORT ROD		
			4	10	(F)	S19F025SSL	SET SCREWS		#10-32UNF X 1/4 LG.
			1	9		B90209M	STRAIGHT COUPLING		3/4 DIA. X 1 7/8 LG.
			4	8	(F)	N19FAHM	ACORN NUTS		#10-32UNF
			4	7		S19F250SDL	FULL THREADED STUD		#10-32UNF X 2 1/2 LG.
			3	6	(F)	N38FHHL	MACHINED NUTS		3/8-24UNF
			1	5		B9018F	SCREW & CLAMP ASSEMBLY		
			1	4		B90121L	BUSHING-BAFFLE ROD SCREW		
			1	3		B90211I	HOUSING-MOTOR SUPPORT		
			1	2		B90120-2M	ROD-BAFFLE		
			1	1		B90547-*	3/4 H.P. ELEC. MOTOR		
QTY REQD PER DASH NO.	ITEM NO.	CODE IDENT	PART OR IDENTIFYING NO.	NOMENCLATURE OR DESCRIPTION	MATERIAL	SPECIFICATION			

**PARTS LIST**

UNLESS OTHERWISE SPECIFIED DIMENSIONS ARE IN INCHES TOLERANCES .X = ±.030, .XX = ±.010 .XXX = ±.005 ANGULAR ± 30' BREAK SHARP EDGES .003-.015 ALL SMALL FILLETS .020-.040R THREADS PER FED. HANDBK H-28 AND SUPPLEMENTS DIMENSIONING PER ANSI Y14.5M-1982 WELD SYMBOLS PER AWS A2.4 SURFACE ROUGHNESS SYMBOLS PER ANSI-B46.1 ALL FINISHED SURFACES 125 ✓	DRAWN BY	D.TABBACHINO	2/16/94	<b>ARDE, INC.</b> NORWOOD, N.J.					
	CHECKER						TITLE <b>CJ4 LAB MIXER            SOLID COUPLING</b>		
	DES. ENG'R			SIZE	CAGE CODE	D9040			
	STRESS ENG'R			<b>D</b>	<b>05980</b>				
	PROG. ENG'R			SCALE 1/1	UNIT WT	SHEET 1 OF 1			
	MATL. ENG'R								
	MFG								
	QUAL. CONTROL								
	PROG. MGR								
	NEXT ASSEMBLY								

